


# CARRIAGE CONVEYOR UNITS

## FOR FISCHBEIN PORTABLE BAG CLOSERS


One simple knob locks any FISCHBEIN *Portable* BAG CLOSER into proper position. Machine easily removable for use elsewhere as a portable or suspended unit. Bag carriage glides freely on precision ball-bearing rollers, and returns automatically to starting position ready for next bag. Furnished with either Vee Base or Flat Base carriages (specify when ordering).

**SEMI-AUTOMATIC MODELS . . .** Designed only for closing paper bags. Sewing is started and stopped by the bag itself. Operator merely guides bag through sewing head.



**MODEL AS-D For small paper bags**


Handles filled bags up to 12 inches wide and 24 inches tall. Height, 30"; Width, 24"; Depth, 15"; Net Weight, 73 lbs.; Approximate Shipping Wt., 116 lbs.




**MODEL AS-4D For large paper bags**

Height, 48"; Width, 48"; Depth, 17"; Net Weight, 150 lbs.; Approximate Shipping Wt., 205 lbs.

**FOOT SWITCH CONTROLLED MODELS . . .** Designed for closing textile and paper bags. Operator starts and stops sewing machine with convenient foot switch.



**MODEL FS-D For small textile and paper bags**  
Height, 30"; Width, 24"; Depth, 15"; Net Weight, 72 lbs.; Approximate Shipping Wt., 115 lbs.



**MODEL FS-4D For large textile and paper bags**  
Height, 48"; Depth, 17"; Net Weight, 150 lbs.; Approximate Shipping Wt., 205 lbs.



**TAPE BINDING**

For low production requirements. Model FS-4D can be equipped with Model CA-25 Tape Binding Attachment.